


### Supplies:


- GN-101 Royal Metallic Grid/Royal Pinstripe paper
- GN-104 Orange Metallic Wings/Orange Pinstripe paper
- GN-105 Turquoise Metallic Disk/Turquoise Pinstripe paper
- GN-106 Metallic Black Zig Zag/Black Pinstripe paper
- GN-108 Yellow Grunge Dot/Yellow Pinstripe paper
- GN-140 Fresh Verse cardstock stickers
- GN-165 Chipboard stickers
- GN-190 Clear Stickers
- GN-195 Dimensional Stickers
- GN-230 Clear Cut Shapes
- GN-276 Snap Brads
- GN-1300 Journal Tablet

### Other Supplies:

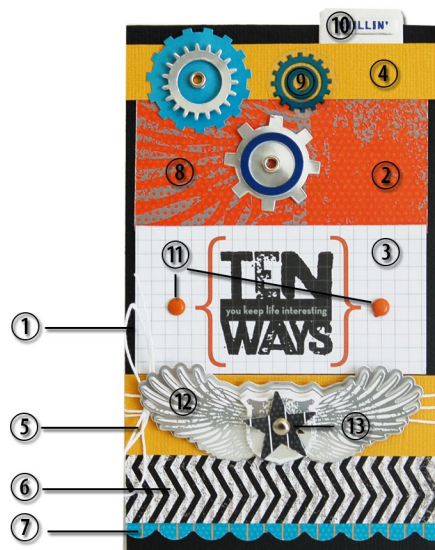
- Cardstock: black, yellow
- White twine
- Scalloped border punch or scissors
- Star punch or template
- Circle cutter, 1.5" round punch or circle template
- Mini Brads: orange, silver



1. 3.5" x 8" black cardstock, folded in half.
2. 3.25" x 2.75" GN-106 Black Pinstripe paper.
3. 3.5" scalloped strip GN-101 Royal Pinstripe.
4. 3.5" x 0.75" yellow cardstock; wind twine/string around several times and tie in a bow as shown before adhering to card..
5. GN-165 large dog tag chipboard sticker.
6. GN-165 orange gear chipboard sticker.
7. GN-195 orange gear dimensional sticker.
8. GN-230 guitar clear cut chape.
9. GN-195 'having fun' clear sticker.



1. 4.5" x 9" black cardstock, folded in half.
2. 4.25" x 2.25" GN-108 Yellow Grunge Dot paper.
3. 4.25" x 2.25" GN-105 Turquoise Metallic Disc paper.
4. GN-140 'one doesn't get chances' Fresh Verse sticker.
5. 1.5" x 4.5" GN-104 Orange Metallic Wings paper.
6. GN-165 chipboard border; wind white twine/string around twice and tie in bow before adding to card.
7. GN-1300 'right now' round journal card.
8. GN-230 wing clear cut shape.
9. GN-101 Royal Grid paper: punch/cut a circle to fit journal card and cut in half vertically.
10. 1.5" circle GN-104 Orange Metallic Wings paper; top with GN-165 silver gear chipboard sticker, star cut/punched from yellow cardstock and GN-276 'live' metal snap brad.



1. 3.5" x 12" black cardstock, folded in half.
2. 3.25" x 1.75" GN-104 Orange Metallic Wings paper.
3. GN-1300 'ten ways' journal card (only use top part cut off from card).
4. 3.5" x 0.75" yellow cardstock.
5. 3.5" x 1" yellow cardstock; wrap twine/string around several times and tie in bow as shown before adhering to card.
6. 3.5" x 1" GN-106 Black Metallic Zig Zag.
7. GN-105 Turquoise Pinstripe scalloped strip (punch or use deco scissors).
8. GN-195 turquoise and silver gears dimensional stickers.
9. GN-190 turquoise gear clear sticker.
10. GN-165 'chillin' chipboard tab sticker.
11. Two small orange brads.
12. GN-195 wings dimensional sticker.
13. Small punched/cut star from GN-106 Black Pinstripe paper; add small silver brad to center before adding to dimensional sticker.